

Brazilian Securities Companhia de Securitização 2013 - 303 (Petrobras)

Sumário do Emissor

1ª Emissão de CRIs/303ª Série - BRL 164.100.000,00

Analistas	Ricardo Aponte	+55 11 3957 3663
	Victor Yen	+55 11 4504 2602

Emissão	15/Oct/2013
Valor	164,100,000.00
Moeda	BRL
Vencimento Final	15/Oct/2028
País	Brasil

Histórico do Rating Nacional de Longo Prazo

Data	Ação	Rating
21/Nov/2022	Review - No Action	AAsf(bra)
20/Dec/2021	Afirmação	AAsf(bra)
28/Dec/2020	Afirmação	AAsf(bra)
13/Jan/2020	Review - No Action	AAsf(bra)
01/Feb/2019	Afirmação	AAsf(bra)
09/May/2018	Revisão do Rating	AAsf(bra)
08/Feb/2018	Afirmação	AA+sf(bra)
21/Feb/2017	Afirmação	AA+sf(bra)
20/May/2016	Rebaixamento	AA+sf(bra)
26/Oct/2015	Afirmação	AAAsf(bra)
08/Apr/2015	Afirmação	AAAsf(bra)
04/Feb/2015	Colocação sob Observação	AAAsf(bra)
23/Dec/2014	Afirmação	AAAsf(bra)
05/May/2014	Atribuição	AAAsf(bra)
03/May/2013	Atribuição	AAA(exp)sf(bra)

Perspectiva	Observação	Tipo
		Positiva
		Negativa
		Indefinida
		Estável

Monitoramento

Últimas informações em: 31 de dezembro de 2022

Performance dos Ativos

	Saldo Devedor Original	Saldo Devedor Atual	Saldo em Dia
15-Oct-2013	164,100,000	164,100,000	164,100,000
30-Nov-2013	164,100,000	166,856,954	166,856,954
31-Dec-2013	164,100,000	168,920,768	168,920,768
31-Jan-2014	164,100,000	171,124,928	171,124,928
28-Feb-2014	164,100,000	173,031,785	173,031,785
31-Mar-2014	164,100,000	175,220,110	175,220,110
30-Apr-2014	164,100,000	177,509,521	177,509,521
31-May-2014	164,100,000	179,569,942	179,569,942
30-Jun-2014	164,100,000	181,130,316	181,130,316
31-Jul-2014	164,100,000	182,589,232	182,589,232
31-Aug-2014	164,100,000	183,849,692	183,849,692
30-Sep-2014	164,100,000	185,568,026	185,568,026
15-Oct-2014	164,100,000	186,610,723	186,610,723
30-Nov-2014	164,100,000	189,434,426	189,434,426
31-Dec-2014	164,100,000	191,699,268	191,699,268
31-Jan-2015	164,100,000	194,780,277	194,780,277
28-Feb-2015	164,100,000	197,824,696	197,824,696
31-Mar-2015	164,100,000	201,594,607	201,594,607
30-Apr-2015	164,100,000	204,601,102	204,601,102
31-May-2015	164,100,000	207,121,706	207,121,706
30-Jun-2015	164,100,000	209,809,366	209,809,366
31-Jul-2015	164,100,000	212,540,506	212,540,506
31-Aug-2015	164,100,000	214,531,939	214,531,939

30-Sep-2015	164,100,000	216,512,833	216,512,833
15-Oct-2015	164,100,000	217,614,366	217,614,366
30-Nov-2015	164,100,000	222,173,280	222,173,280
31-Dec-2015	164,100,000	225,709,445	225,709,445
31-Jan-2016	164,100,000	229,608,452	229,608,452
29-Feb-2016	164,100,000	232,868,505	232,868,505
31-Mar-2016	164,100,000	235,764,864	235,764,864
30-Apr-2016	164,100,000	238,243,460	238,243,460
31-May-2016	164,100,000	241,062,062	241,062,062
30-Jun-2016	164,100,000	243,810,982	243,810,982
31-Jul-2016	164,100,000	246,258,038	246,258,038
31-Aug-2016	164,100,000	248,829,436	248,829,436
30-Sep-2016	164,100,000	250,749,404	250,749,404
15-Oct-2016	164,100,000	223,968,148	223,968,148
30-Nov-2016	164,100,000	226,507,636	226,507,636
31-Dec-2016	164,100,000	228,406,873	228,406,873
31-Jan-2017	164,100,000	230,363,446	230,363,446
28-Feb-2017	164,100,000	232,244,097	232,244,097
31-Mar-2017	164,100,000	234,276,882	234,276,882
30-Apr-2017	164,100,000	235,829,120	235,829,120
31-May-2017	164,100,000	237,625,022	237,625,022
30-Jun-2017	164,100,000	238,972,800	238,972,800
31-Jul-2017	164,100,000	240,208,013	240,208,013
31-Aug-2017	164,100,000	242,154,760	242,154,760
30-Sep-2017	164,100,000	243,789,269	243,789,269
18-Oct-2017	164,100,000	216,334,562	216,334,562
30-Nov-2017	164,100,000	218,628,453	218,628,453
31-Dec-2017	164,100,000	220,499,590	220,499,590
31-Jan-2018	164,100,000	222,559,377	222,559,377
28-Feb-2018	164,100,000	224,168,620	224,168,620
31-Mar-2018	164,100,000	225,862,057	225,862,057
30-Apr-2018	164,100,000	227,390,947	227,390,947
31-May-2018	164,100,000	229,293,538	229,293,538
30-Jun-2018	164,100,000	232,327,248	232,327,248
31-Jul-2018	164,100,000	235,381,684	235,381,684
31-Aug-2018	164,100,000	237,035,751	237,035,751
30-Sep-2018	164,100,000	238,585,236	238,585,236
15-Oct-2018	164,100,000	211,316,093	211,316,093
30-Nov-2018	164,100,000	213,743,389	213,743,389
31-Dec-2018	164,100,000	214,765,176	214,765,176
31-Jan-2019	164,100,000	216,477,003	216,477,003
28-Feb-2019	164,100,000	218,367,203	218,367,203
31-Mar-2019	164,100,000	220,666,140	220,666,140
30-Apr-2019	164,100,000	223,336,189	223,336,189
31-May-2019	164,100,000	225,371,825	225,371,825
28-Jun-2019	164,100,000	226,593,317	226,593,317
31-Jul-2019	164,100,000	228,143,839	228,143,839
30-Aug-2019	164,100,000	229,748,148	229,748,148
30-Sep-2019	164,100,000	231,037,423	231,037,423
15-Oct-2019	164,100,000	201,374,077	201,374,077
29-Nov-2019	164,100,000	203,718,905	203,718,905
31-Dec-2019	164,100,000	206,550,791	206,550,791
31-Jan-2020	164,100,000	209,067,764	209,067,764
28-Feb-2020	164,100,000	210,448,368	210,448,368
31-Mar-2020	164,100,000	211,988,514	211,988,514
30-Apr-2020	164,100,000	212,792,709	212,792,709
29-May-2020	164,100,000	213,125,978	213,125,978
30-Jun-2020	164,100,000	214,122,885	214,122,885
31-Jul-2020	164,100,000	216,065,639	216,065,639
31-Aug-2020	164,100,000	217,836,180	217,836,180
30-Sep-2020	164,100,000	219,971,685	219,971,685
15-Oct-2020	164,100,000	189,991,125	189,991,125

30-Nov-2020	164,100,000	193,979,681	193,979,681
31-Dec-2020	164,100,000	197,301,104	197,301,104
31-Jan-2021	164,100,000	199,813,787	199,813,787
28-Feb-2021	164,100,000	201,695,360	201,695,360
31-Mar-2021	164,100,000	204,903,553	204,903,553
30-Apr-2021	164,100,000	207,123,560	207,123,560
31-May-2021	164,100,000	209,445,773	209,445,773
30-Jun-2021	164,100,000	211,995,433	211,995,433
31-Jul-2021	164,100,000	214,719,170	214,719,170
31-Aug-2021	164,100,000	217,706,331	217,706,331
30-Sep-2021	164,100,000	215,116,263	215,116,263
15-Oct-2021	164,100,000	190,176,676	190,176,676
30-Nov-2021	164,100,000	193,518,698	193,518,698
31-Dec-2021	164,100,000	196,095,984	196,095,984
31-Jan-2022	164,100,000	198,446,644	198,446,644
28-Feb-2022	164,100,000	200,756,275	200,756,275
31-Mar-2022	164,100,000	204,474,588	204,474,588
30-Apr-2022	164,100,000	208,258,162	208,258,162
31-May-2022	164,100,000	211,343,157	211,343,157
30-Jun-2022	164,100,000	213,543,043	213,543,043
31-Jul-2022	164,100,001	214,684,964	214,684,964
31-Aug-2022	164,100,002	214,749,589	214,749,589
30-Sep-2022	164,100,002	215,116,263	215,116,263
31-Oct-2022	164,100,002	179,415,088	179,415,088
30-Nov-2022	164,100,002	181,441,644	181,441,644
31-Dec-2022	164,100,002	183,218,385	183,218,385

CRI

	Saldo Devedor Inicial	Atualização do Saldo	Pagamento de Juros	Pagamento de Principal	Saldo Devedor Final
15-Oct-2013	164,100,000	-	-	-	164,100,000
30-Nov-2013	164,100,000	2,756,954	-	-	166,856,954
31-Dec-2013	166,856,954	2,063,814	-	-	168,920,768
31-Jan-2014	168,920,768	2,204,161	-	-	171,124,928
28-Feb-2014	171,124,928	1,906,856	-	-	173,031,785
31-Mar-2014	173,031,785	2,188,326	-	-	175,220,110
30-Apr-2014	175,220,110	2,289,410	-	-	177,509,521
31-May-2014	177,509,521	2,060,421	-	-	179,569,942
30-Jun-2014	179,569,942	1,560,374	-	-	181,130,316
31-Jul-2014	181,130,316	1,458,916	-	-	182,589,232
31-Aug-2014	182,589,232	1,260,461	-	-	183,849,692
30-Sep-2014	183,849,692	1,718,334	-	-	185,568,026
15-Oct-2014	185,568,026	1,042,696	-	-	186,610,723
30-Nov-2014	186,610,723	2,823,703	-	-	189,434,426
31-Dec-2014	189,434,426	2,264,842	-	-	191,699,268
31-Jan-2015	191,699,268	3,081,009	-	-	194,780,277
28-Feb-2015	194,780,277	3,044,420	-	-	197,824,696
31-Mar-2015	197,824,696	3,769,911	-	-	201,594,607
30-Apr-2015	201,594,607	3,006,495	-	-	204,601,102
31-May-2015	204,601,102	2,520,604	-	-	207,121,706
30-Jun-2015	207,121,706	2,687,660	-	-	209,809,366
31-Jul-2015	209,809,366	2,731,140	-	-	212,540,506
31-Aug-2015	212,540,506	1,991,433	-	-	214,531,939
30-Sep-2015	214,531,939	1,980,894	-	-	216,512,833
15-Oct-2015	216,512,833	1,101,533	-	-	217,614,366
30-Nov-2015	217,614,366	4,558,915	-	-	222,173,280
31-Dec-2015	222,173,280	3,536,165	-	-	225,709,445
31-Jan-2016	225,709,445	3,899,007	-	-	229,608,452
29-Feb-2016	229,608,452	3,260,053	-	-	232,868,505
31-Mar-2016	232,868,505	2,896,358	-	-	235,764,864
30-Apr-2016	235,764,864	2,478,597	-	-	238,243,460
31-May-2016	238,243,460	2,818,602	-	-	241,062,062
30-Jun-2016	241,062,062	2,748,920	-	-	243,810,982




31-Jul-2016	243,810,982	2,447,056	-	-	246,258,038
31-Aug-2016	246,258,038	2,571,398	-	-	248,829,436
30-Sep-2016	248,829,436	1,919,968	-	-	250,749,404
15-Oct-2016	250,749,404	653,258	- 15,352,434	- 12,082,079	223,968,148
30-Nov-2016	223,968,148	2,539,488	-	-	226,507,636
31-Dec-2016	226,507,636	3,518,945	-	-	228,406,873
31-Jan-2017	228,406,873	3,855,810	-	-	230,363,446
28-Feb-2017	230,363,446	3,837,224	-	-	232,244,097
31-Mar-2017	232,244,097	3,913,436	-	-	234,276,882
30-Apr-2017	234,276,882	3,585,023	-	-	235,829,120
31-May-2017	235,829,120	3,348,140	-	-	237,625,022
30-Jun-2017	237,625,022	3,143,679	-	-	238,972,800
31-Jul-2017	238,972,800	2,582,991	-	-	240,208,013
31-Aug-2017	240,208,013	3,181,960	-	-	242,154,760
30-Sep-2017	242,154,760	3,581,256	-	-	243,789,269
18-Oct-2017	243,789,269	676,010	- 14,813,514	- 13,317,203	216,334,562
30-Nov-2017	216,334,562	2,293,891	-	-	218,628,453
31-Dec-2017	218,628,453	1,871,137	-	-	220,499,590
31-Jan-2018	220,499,590	2,059,787	-	-	222,559,377
28-Feb-2018	222,559,377	1,609,243	-	-	224,168,620
31-Mar-2018	224,168,620	1,693,437	-	-	225,862,057
30-Apr-2018	225,862,057	1,528,891	-	-	227,390,947
31-May-2018	227,390,947	1,902,590	-	-	229,293,538
30-Jun-2018	229,293,538	3,033,710	-	-	232,327,248
31-Jul-2018	232,327,248	3,054,436	-	-	235,381,684
31-Aug-2018	235,381,684	1,654,067	-	-	237,035,751
30-Sep-2018	237,035,751	1,549,485	-	-	238,585,236
15-Oct-2018	238,585,236	2,135,892	- 14,586,635	- 14,818,401	211,316,093
30-Nov-2018	211,316,093	2,427,296	-	-	213,743,389
31-Dec-2018	213,743,389	1,021,787	-	-	214,765,176
31-Jan-2019	214,765,176	1,711,827	-	-	216,477,003
28-Feb-2019	216,477,003	1,890,201	-	-	218,367,203
31-Mar-2019	218,367,203	2,298,937	-	-	220,666,140
30-Apr-2019	220,666,140	2,670,049	-	-	223,336,189
31-May-2019	223,336,189	2,035,636	-	-	225,371,825
28-Jun-2019	225,371,825	1,221,492	-	-	226,593,317
31-Jul-2019	226,593,317	1,550,522	-	-	228,143,839
30-Aug-2019	228,143,839	1,604,309	-	-	229,748,148
30-Sep-2019	229,748,148	1,289,276	-	-	231,037,423
15-Oct-2019	231,037,423	592,501	- 14,199,561	- 16,056,286	201,374,077
29-Nov-2019	201,374,077	2,344,828	-	-	203,718,905
31-Dec-2019	203,718,905	2,831,886	-	-	206,550,791
31-Jan-2020	206,550,791	2,516,973	-	-	209,067,764
28-Feb-2020	209,067,764	1,380,604	-	-	210,448,368
31-Mar-2020	210,448,368	1,540,147	-	-	211,988,514
30-Apr-2020	211,988,514	804,195	-	-	212,792,709
29-May-2020	212,792,709	333,269	-	-	213,125,978
30-Jun-2020	213,125,978	996,907	-	-	214,122,885
31-Jul-2020	214,122,885	1,942,754	-	-	216,065,639
31-Aug-2020	216,065,639	1,770,540	-	-	217,836,180
30-Sep-2020	217,836,180	2,135,505	-	-	219,971,685
15-Oct-2020	219,971,685	1,223,903	- 13,507,776	- 17,696,692	189,991,125
30-Nov-2020	189,991,125	3,988,556	-	-	193,979,681
31-Dec-2020	193,979,681	3,321,423	-	-	197,301,104
31-Jan-2021	197,301,104	2,512,683	-	-	199,813,787
28-Feb-2021	199,813,787	1,881,572	-	-	201,695,360
31-Mar-2021	201,695,360	3,208,193	-	-	204,903,553
30-Apr-2021	204,903,553	2,220,007	-	-	207,123,560
31-May-2021	207,123,560	2,322,213	-	-	209,445,773
30-Jun-2021	209,445,773	2,549,660	-	-	211,995,433
31-Jul-2021	211,995,433	2,723,737	-	-	214,719,170
31-Aug-2021	214,719,170	2,987,161	-	-	217,706,331

30-Sep-2021	217,706,331	-	2,590,068	-	-	215,116,263		
15-Oct-2021	215,116,263		9,462,214	-	13,622,931	-	20,778,873	190,176,676
30-Nov-2021	190,176,676		3,342,022	-	-	-	193,518,698	
31-Dec-2021	193,518,698		2,577,286	-	-	-	196,095,984	
31-Jan-2022	196,095,984		2,350,660	-	-	-	198,446,644	
28-Feb-2022	198,446,644		2,309,630	-	-	-	200,756,275	
31-Mar-2022	200,756,275		3,718,313	-	-	-	204,474,588	
30-Apr-2022	204,474,588		3,783,575	-	-	-	208,258,162	
31-May-2022	208,258,162		3,084,995	-	-	-	211,343,157	
30-Jun-2022	211,343,157		2,199,886	-	-	-	213,543,043	
31-Jul-2022	213,543,043		1,141,921	-	-	-	214,684,964	
31-Aug-2022	214,684,964		64,626	-	-	-	214,749,589	
30-Sep-2022	214,749,589		366,674	-	-	-	215,116,263	
31-Oct-2022	215,116,263		1,166,833	-	13,151,220	-	23,716,788	179,415,088
30-Nov-2022	179,415,088		2,026,556	-	-	-	181,441,644	
31-Dec-2022	181,441,644		1,776,741	-	-	-	183,218,385	

Reforço Inicial de Crédito**Informação Inicial – Série 2013-303**

Montante Inicial- 2013-303	164,100,000.00	Índice de Referência	IPCA
Carência (meses)	36	Rendimento esperado	6.530600%
Prazo Total (meses)	180	Taxa	Pré-fixada
Vencimento Final	10/15/2028		
Moeda	BRL		

Partes da Transação

		Rating de Curto Prazo	Rating de Longo Prazo
Emissor	Brazilian Securities Cia de Securitização	RET	RET
Originadores / Cedentes	Petróleo Brasileiro S.A. – Petrobras	NA	AA(bra) 
Agente de Cobrança	Banco Itaú Unibanco S.A.	F1+(bra)	AAA(bra) 
Agente Fiduciário	Pentágono S.A. DTVM	NA	NA
Banco Arrecadador	Banco Itaú Unibanco S.A.	F1+(bra)	AAA(bra) 

NA – Não Avaliada.

RET – Retirada.

Perfil da Transação: A operação é lastreada por ela parcela E dos aluguéis devidos pela Petrobras em virtude da locação, nos termos de um contrato built-to-suit de um laboratório de fluidos em Macaé (RJ) e de um centro administrativo em Santos (SP). A atribuição do rating reflete a expectativa de pagamento integral do principal investido, corrigido pelo Índice Preços Consumo Agregado (IPCA), acrescido de juros de 6,5306% ao ano, até o vencimento final da transação, em 15 de outubro de 2028.