

Brazilian Securities Companhia de Securitização

Sumário do Emissor

1ª Emissão de CRIs/302ª Série - BRL 213400000.00

Analistas	Ricardo Aponte	+55 11 3957 3663
	Victor Yen	+55 11 4504 2602

Emissão	15/Oct/2013
Valor	213,400,000.00
Moeda	BRL
Vencimento Final	15/Oct/2025
País	Brasil

Histórico do Rating Nacional de Longo Prazo

Data	Ação	Rating
20/Dec/2021	Afirmação	AAsf(bra)
28/Dec/2020	Afirmação	AAsf(bra)
13/Jan/2020	Review - No Action	AAsf(bra)
01/Feb/2019	Afirmação	AAsf(bra)
09/May/2018	Revisão do Rating	AAsf(bra)
08/Feb/2018	Afirmação	AA+sf(bra)
21/Feb/2017	Afirmação	AA+sf(bra)
20/May/2016	Rebaixamento	AA+sf(bra)
26/Oct/2015	Afirmação	AAAsf(bra)
08/Apr/2015	Afirmação	AAAsf(bra)
04/Feb/2015	Colocação sob Observação	AAAsf(bra)
23/Dec/2014	Afirmação	AAAsf(bra)
05/May/2014	Atribuição	AAAsf(bra)
03/May/2013	Atribuição	AAA(exp)sf(bra)

Perspectiva	Observação	Tipo
		Positiva
		Negativa
		Indefinida
		Estável

Monitoramento

Últimas informações em: 30 de junho de 2022

Performance dos Ativos

	Saldo Devedor Original	Saldo Devedor Atual	Saldo em Dia
15-Oct-2013	213,400,000	213,400,000	213,400,000
30-Nov-2013	213,400,000	216,955,109	216,955,109
31-Dec-2013	213,400,000	219,620,104	219,620,104
31-Jan-2014	213,400,000	222,465,232	222,465,232
28-Feb-2014	213,400,000	224,925,260	224,925,260
31-Mar-2014	213,400,000	227,751,684	227,751,684
30-Apr-2014	213,400,000	230,708,064	230,708,064
31-May-2014	213,400,000	233,364,391	233,364,391
30-Jun-2014	213,400,000	235,373,406	235,373,406
31-Jul-2014	213,400,000	237,246,277	237,246,277
31-Aug-2014	213,400,000	238,861,952	238,861,952
30-Sep-2014	213,400,000	241,073,164	241,073,164
15-Oct-2014	213,400,000	242,416,527	242,416,527
30-Nov-2014	213,400,000	246,050,511	246,050,511
31-Dec-2014	213,400,000	248,970,259	248,970,259
31-Jan-2015	213,400,000	252,948,331	252,948,331
28-Feb-2015	213,400,000	256,882,474	256,882,474
31-Mar-2015	213,400,000	261,754,724	261,754,724
30-Apr-2015	213,400,000	265,636,080	265,636,080
31-May-2015	213,400,000	268,885,996	268,885,996
30-Jun-2015	213,400,000	272,351,073	272,351,073
31-Jul-2015	213,400,000	275,869,652	275,869,652
31-Aug-2015	213,400,000	278,429,870	278,429,870
30-Sep-2015	213,400,000	280,975,957	280,975,957
15-Oct-2015	213,400,000	282,393,578	282,393,578

30-Nov-2015	213,400,000	288,272,006	288,272,006
31-Dec-2015	213,400,000	292,833,123	292,833,123
31-Jan-2016	213,400,000	297,865,351	297,865,351
29-Feb-2016	213,400,000	302,071,672	302,071,672
31-Mar-2016	213,400,000	305,800,470	305,800,470
30-Apr-2016	213,400,000	308,988,066	308,988,066
31-May-2016	213,400,000	312,617,338	312,617,338
30-Jun-2016	213,400,000	316,152,980	316,152,980
31-Jul-2016	213,400,000	319,296,571	319,296,571
31-Aug-2016	213,400,000	322,600,784	322,600,784
30-Sep-2016	213,400,000	325,061,267	325,061,267
15-Oct-2016	213,400,000	283,531,442	283,531,442
30-Nov-2016	213,400,000	286,708,919	286,708,919
31-Dec-2016	213,400,000	289,084,976	289,084,976
31-Jan-2017	213,400,000	291,535,583	291,535,583
28-Feb-2017	213,400,000	293,892,153	293,892,153
31-Mar-2017	213,400,000	296,437,106	296,437,106
30-Apr-2017	213,400,000	298,377,356	298,377,356
31-May-2017	213,400,000	300,623,033	300,623,033
30-Jun-2017	213,400,000	302,301,430	302,301,430
31-Jul-2017	213,400,000	303,837,149	303,837,149
31-Aug-2017	213,400,000	306,269,950	306,269,950
30-Sep-2017	213,400,000	308,311,298	308,311,298
18-Oct-2017	213,400,000	265,716,400	265,716,400
30-Nov-2017	213,400,000	269,284,946	269,284,946
31-Dec-2017	213,400,000	271,566,788	271,566,788
31-Jan-2018	213,400,000	274,078,261	274,078,261
28-Feb-2018	213,400,000	276,039,123	276,039,123
31-Mar-2018	213,400,000	278,099,846	278,099,846
30-Apr-2018	213,400,000	279,957,619	279,957,619
31-May-2018	213,400,000	282,275,110	282,275,110
30-Jun-2018	213,400,000	285,984,548	285,984,548
31-Jul-2018	213,400,000	289,717,620	289,717,620
31-Aug-2018	213,400,000	291,725,299	291,725,299
30-Sep-2018	213,400,000	293,608,827	293,608,827
15-Oct-2018	213,400,000	249,952,959	249,952,959
30-Nov-2018	213,400,000	252,790,042	252,790,042
31-Dec-2018	213,400,000	253,977,129	253,977,129
31-Jan-2019	213,400,000	255,977,821	255,977,821
28-Feb-2019	213,400,000	258,191,214	258,191,214
31-Mar-2019	213,400,000	260,888,567	260,888,567
30-Apr-2019	213,400,000	264,021,990	264,021,990
31-May-2019	213,400,000	266,403,818	266,403,818
28-Jun-2019	213,400,000	267,826,301	267,826,301
31-Jul-2019	213,400,000	269,632,891	269,632,891
30-Aug-2019	213,400,000	271,503,832	271,503,832
30-Sep-2019	213,400,000	273,003,320	273,003,320
15-Oct-2019	213,400,000	226,969,633	226,969,633
29-Nov-2019	213,400,000	229,581,710	229,581,710
31-Dec-2019	213,400,000	232,752,559	232,752,559
31-Jan-2020	213,400,000	235,567,026	235,567,026
28-Feb-2020	213,400,000	237,104,674	237,104,674
31-Mar-2020	213,400,000	238,817,809	238,817,809
30-Apr-2020	213,400,000	239,703,622	239,703,622
29-May-2020	213,400,000	240,058,848	240,058,848
30-Jun-2020	213,400,000	241,160,439	241,160,439
31-Jul-2020	213,400,000	243,324,973	243,324,973
31-May-2020	213,400,000	245,297,227	245,297,227
30-Sep-2020	213,400,000	247,680,068	247,680,068
15-Oct-2020	213,400,000	200,861,766	200,861,766
30-Nov-2020	213,400,000	205,051,802	205,051,802
31-Dec-2020	213,400,000	208,543,514	208,543,514
31-Jan-2021	213,400,000	211,181,611	211,181,611

28-Feb-2021	213,400,000	213,154,096	213,154,096
31-Mar-2021	213,400,000	216,523,611	216,523,611
30-Apr-2021	213,400,000	218,851,108	218,851,108
31-May-2021	213,400,000	221,285,266	221,285,266
30-Jun-2021	213,400,000	223,959,276	223,959,276
31-Jul-2021	213,400,000	226,815,742	226,815,742
31-Aug-2021	213,400,000	229,949,915	229,949,915
30-Sep-2021	213,400,000	233,813,249	233,813,249
15-Oct-2021	213,400,000	183,913,427	183,913,427
30-Nov-2021	213,400,000	187,129,645	187,129,645
31-Dec-2021	213,400,000	189,603,503	189,603,503
31-Jan-2022	213,400,000	191,859,393	191,859,393
28-Feb-2022	213,400,000	194,076,851	194,076,851
31-Mar-2022	213,400,000	197,653,166	197,653,166
30-Apr-2022	213,400,000	201,294,434	201,294,434
31-May-2022	213,400,000	204,257,377	204,257,377
30-Jun-2022	213,400,000	206,365,282	206,365,282

CRI




	Saldo Devedor Inicial	Atualização do Saldo	Pagamento de Juros	Pagamento de Principal	Saldo Devedor Final
15-Oct-2013	213,400,000	-	-	-	213,400,000
30-Nov-2013	213,400,000	3,555,109	-	-	216,955,109
31-Dec-2013	216,955,109	2,664,995	-	-	219,620,104
31-Jan-2014	219,620,104	2,845,129	-	-	222,465,232
28-Feb-2014	222,465,232	2,460,028	-	-	224,925,260
31-Mar-2014	224,925,260	2,826,424	-	-	227,751,684
30-Apr-2014	227,751,684	2,956,380	-	-	230,708,064
31-May-2014	230,708,064	2,656,327	-	-	233,364,391
30-Jun-2014	233,364,391	2,009,015	-	-	235,373,406
31-Jul-2014	235,373,406	1,872,871	-	-	237,246,277
31-Aug-2014	237,246,277	1,615,674	-	-	238,861,952
30-Sep-2014	238,861,952	2,211,212	-	-	241,073,164
15-Oct-2014	241,073,164	1,343,363	-	-	242,416,527
30-Nov-2014	242,416,527	3,633,984	-	-	246,050,511
31-Dec-2014	246,050,511	2,919,747	-	-	248,970,259
31-Jan-2015	248,970,259	3,978,072	-	-	252,948,331
28-Feb-2015	252,948,331	3,934,143	-	-	256,882,474
31-Mar-2015	256,882,474	4,872,249	-	-	261,754,724
30-Apr-2015	261,754,724	3,881,357	-	-	265,636,080
31-May-2015	265,636,080	3,249,916	-	-	268,885,996
30-Jun-2015	268,885,996	3,465,077	-	-	272,351,073
31-Jul-2015	272,351,073	3,518,579	-	-	275,869,652
31-Aug-2015	275,869,652	2,560,218	-	-	278,429,870
30-Sep-2015	278,429,870	2,546,087	-	-	280,975,957
15-Oct-2015	280,975,957	1,417,621	-	-	282,393,578
30-Nov-2015	282,393,578	5,878,428	-	-	288,272,006
31-Dec-2015	288,272,006	4,561,117	-	-	292,833,123
31-Jan-2016	292,833,123	5,032,228	-	-	297,865,351
29-Feb-2016	297,865,351	4,206,321	-	-	302,071,672
31-Mar-2016	302,071,672	3,728,798	-	-	305,800,470
30-Apr-2016	305,800,470	3,187,595	-	-	308,988,066
31-May-2016	308,988,066	3,629,272	-	-	312,617,338
30-Jun-2016	312,617,338	3,535,642	-	-	316,152,980
31-Jul-2016	316,152,980	3,143,591	-	-	319,296,571
31-Aug-2016	319,296,571	3,304,213	-	-	322,600,784
30-Sep-2016	322,600,784	2,460,483	-	-	325,061,267
15-Oct-2016	325,061,267	834,521	-	22,785,964	283,531,442
30-Nov-2016	283,531,442	3,177,476	-	-	286,708,919
31-Dec-2016	286,708,919	4,402,310	-	-	289,084,976
31-Jan-2017	289,084,976	4,826,664	-	-	291,535,583
28-Feb-2017	291,535,583	4,807,177	-	-	293,892,153
31-Mar-2017	293,892,153	4,901,523	-	-	296,437,106
30-Apr-2017	296,437,106	4,485,204	-	-	298,377,356

31-May-2017	298,377,356	4,185,927	-	-	300,623,033
30-Jun-2017	300,623,033	3,924,074	-	-	302,301,430
31-Jul-2017	302,301,430	3,214,116	-	-	303,837,149
31-Aug-2017	303,837,149	3,968,520	-	-	306,269,950
30-Sep-2017	306,269,950	4,474,149	-	-	308,311,298
18-Oct-2017	308,311,298	844,523	- 18,429,230	- 25,010,191	265,716,400
30-Nov-2017	265,716,400	3,568,546	-	-	269,284,946
31-Dec-2017	269,284,946	2,281,842	-	-	271,566,788
31-Jan-2018	271,566,788	2,511,473	-	-	274,078,261
28-Feb-2018	274,078,261	1,960,862	-	-	276,039,123
31-Mar-2018	276,039,123	2,060,724	-	-	278,099,846
30-Apr-2018	278,099,846	1,857,773	-	-	279,957,619
31-May-2018	279,957,619	2,317,491	-	-	282,275,110
30-Jun-2018	282,275,110	3,709,438	-	-	285,984,548
31-Jul-2018	285,984,548	3,733,072	-	-	289,717,620
31-Aug-2018	289,717,620	2,007,679	-	-	291,725,299
30-Sep-2018	291,725,299	1,883,528	-	-	293,608,827
15-Oct-2018	293,608,827	1,751,355	- 17,606,852	- 27,800,371	249,952,959
30-Nov-2018	249,952,959	2,837,083	-	-	252,790,042
31-Dec-2018	252,790,042	1,187,087	-	-	253,977,129
31-Jan-2019	253,977,129	2,000,692	-	-	255,977,821
28-Feb-2019	255,977,821	2,213,393	-	-	258,191,214
31-Mar-2019	258,191,214	2,697,354	-	-	260,888,567
30-Apr-2019	260,888,567	3,133,423	-	-	264,021,990
31-May-2019	264,021,990	2,381,828	-	-	266,403,818
28-Jun-2019	266,403,818	1,422,483	-	-	267,826,301
31-Jul-2019	267,826,301	1,806,590	-	-	269,632,891
30-Aug-2019	269,632,891	1,870,942	-	-	271,503,832
30-Sep-2019	271,503,832	1,499,488	-	-	273,003,320
15-Oct-2019	273,003,320	687,360	- 16,505,625	- 30,215,421	226,969,633
29-Nov-2019	226,969,633	2,611,973	-	-	229,581,710
31-Dec-2019	229,581,710	3,170,849	-	-	232,752,559
31-Jan-2020	232,752,559	2,814,467	-	-	235,567,026
28-Feb-2020	235,567,026	1,537,648	-	-	237,104,674
31-Mar-2020	237,104,674	1,713,134	-	-	238,817,809
30-Apr-2020	238,817,809	885,814	-	-	239,703,622
29-May-2020	239,703,622	355,226	-	-	240,058,848
30-Jun-2020	240,058,848	1,101,591	-	-	241,160,439
31-Jul-2020	241,160,439	2,164,534	-	-	243,324,973
31-May-2020	243,324,973	1,972,254	-	-	245,297,227
30-Sep-2020	245,297,227	2,382,841	-	-	247,680,068
15-Oct-2020	247,680,068	1,367,418	- 14,961,685	- 33,224,220	200,861,766
30-Nov-2020	200,861,766	4,190,036	-	-	205,051,802
31-Dec-2020	205,051,802	3,491,712	-	-	208,543,514
31-Jan-2021	208,543,514	2,638,097	-	-	211,181,611
28-Feb-2021	211,181,611	1,972,485	-	-	213,154,096
31-Mar-2021	213,154,096	3,369,516	-	-	216,523,611
30-Apr-2021	216,523,611	2,327,497	-	-	218,851,108
31-May-2021	218,851,108	2,434,158	-	-	221,285,266
30-Jun-2021	221,285,266	2,674,009	-	-	223,959,276
31-Jul-2021	223,959,276	2,856,466	-	-	226,815,742
31-Aug-2021	226,815,742	3,134,174	-	-	229,949,915
30-Sep-2021	229,949,915	3,863,334	-	-	233,813,249
15-Oct-2021	233,813,249	3,223,398	- 14,153,542	- 38,969,614	183,913,427
30-Nov-2021	183,913,427	21,206,584	-	-	187,129,645
31-Dec-2021	187,129,645	2,473,858	-	-	189,603,503
31-Jan-2022	189,603,503	2,255,890	-	-	191,859,393
28-Feb-2022	191,859,393	2,217,458	-	-	194,076,851
31-Mar-2022	194,076,851	3,576,314	-	-	197,653,166
30-Apr-2022	197,653,166	3,641,269	-	-	201,294,434
31-May-2022	201,294,434	2,962,942	-	-	204,257,377
30-Jun-2022	204,257,377	2,107,906	-	-	206,365,282

Reforço Inicial de Crédito**Informação Inicial – Série 2013-302**

Montante Inicial- 2013-302	213,400,000.00	Índice de Referência	IPCA
Carência (meses)	36	Rendimento esperado	6.42%
Prazo Total (meses)	144	Taxa	Pré-fixada
Vencimento Final	10/15/2025		
Moeda	BRL		

Partes da Transação

		Rating de Curto Prazo	Rating de Longo Prazo
Emissor	Brazilian Securities Cia de Securitização	RET	RET
Originadores / Cedentes	Petróleo Brasileiro S.A. – Petrobras	NA	AA(bra) 
Agente de Cobrança	Banco Itaú Unibanco S.A.	F1+(bra)	AAA(bra) 
Agente Fiduciário	Pentágono S.A. DTVM	NA	NA
Banco Arrecadador	Banco Itaú Unibanco S.A.	F1+(bra)	AAA(bra) 

NA – Não Avaliada.

RET – Retirada.

Perfil da Transação: A operação é lastreada por ela parcela F dos aluguéis devidos pela Petrobras em virtude da locação, nos termos de um contrato built-to-suit, de um centro administrativo localizado em Vitória (ES). A atribuição do rating reflete a expectativa de pagamento integral do principal investido, corrigido pelo Índice Preços Consumo Agregado (IPCA), acrescido de juros de 6,42% ao ano, até o vencimento final da transação, em 15 de outubro de 2025.