

Brazilian Securities Companhia de Securitização 2013 - 304 (Petrobras)

Sumário do Emissor

1ª Emissão de CRIs/304ª Série - BRL 122.700.000,00

Analistas	Ricardo Aponte	+55 11 3957 3663
	Victor Yen	+55 11 4504 2602

Emissão	15/Oct/2013
Valor	122,700,000.00
Moeda	BRL
Vencimento Final	15/Oct/2031
País	Brasil

Histórico do Rating Nacional de Longo Prazo

Data	Ação	Rating
20/Dec/2021	Afirmação	AAAsf(bra)
28/Dec/2020	Afirmação	AAAsf(bra)
13/Jan/2020	Review - No Action	AAAsf(bra)
01/Feb/2019	Afirmação	AAAsf(bra)
09/May/2018	Revisão do Rating	AAAsf(bra)
08/Feb/2018	Afirmação	AA+sf(bra)
21/Feb/2017	Afirmação	AA+sf(bra)
20/May/2016	Rebaixamento	AA+sf(bra)
26/Oct/2015	Afirmação	AAAsf(bra)
08/Apr/2015	Afirmação	AAAsf(bra)
04/Feb/2015	Colocação sob Observação	AAAsf(bra)
23/Dec/2014	Afirmação	AAAsf(bra)
05/May/2014	Atribuição	AAAsf(bra)
03/May/2013	Atribuição	AAA(exp)sf(bra)

Perspectiva	Observação	Tipo
		Positiva
		Negativa
		Indefinida
		Estável

Monitoramento

Últimas informações em: 30 de setembro de 2022

Performance dos Ativos

	Saldo Devedor Original	Saldo Devedor Atual	Saldo em Dia
15-out-13	122,700,000	122,700,000	122,700,000
30-nov-13	122,700,000	124,786,472	124,786,472
31-dez-13	122,700,000	126,345,303	126,345,303
31-jan-14	122,700,000	128,011,054	128,011,054
28-fev-14	122,700,000	129,453,245	129,453,245
31-mar-14	122,700,000	131,105,592	131,105,592
30-abr-14	122,700,000	132,834,772	132,834,772
31-mai-14	122,700,000	134,394,628	134,394,628
30-jun-14	122,700,000	135,578,125	135,578,125
31-jul-14	122,700,000	136,689,271	136,689,271
31-ago-14	122,700,000	137,651,300	137,651,300
30-set-14	122,700,000	138,955,601	138,955,601
15-out-14	122,700,000	139,745,739	139,745,739
30-nov-14	122,700,000	141,888,795	141,888,795
31-dez-14	122,700,000	143,603,541	143,603,541
31-jan-15	122,700,000	145,931,086	145,931,086
28-fev-15	122,700,000	148,228,228	148,228,228
31-mar-15	122,700,000	151,072,292	151,072,292
30-abr-15	122,700,000	153,343,981	153,343,981
31-mai-15	122,700,000	155,252,012	155,252,012
30-jun-15	122,700,000	157,286,698	157,286,698
31-jul-15	122,700,000	159,356,440	159,356,440
31-ago-15	122,700,000	160,870,112	160,870,112
30-set-15	122,700,000	162,376,266	162,376,266

15-out-15	122,700,000	163,212,305	163,212,305
30-nov-15	122,700,000	166,662,961	166,662,961
31-dez-15	122,700,000	169,338,279	169,338,279
31-jan-16	122,700,000	172,285,520	172,285,520
29-fev-16	122,700,000	174,750,825	174,750,825
31-mar-16	122,700,000	176,948,018	176,948,018
30-abr-16	122,700,000	178,831,125	178,831,125
31-mai-16	122,700,000	180,968,858	180,968,858
30-jun-16	122,700,000	183,057,018	183,057,018
31-jul-16	122,700,000	184,919,061	184,919,061
31-ago-16	122,700,000	186,874,981	186,874,981
30-set-16	122,700,000	188,340,976	188,340,976
15-out-16	122,700,000	170,527,738	170,527,738
30-nov-16	122,700,000	172,493,823	172,493,823
31-dez-16	122,700,000	173,964,509	173,964,509
31-jan-17	122,700,000	175,477,142	175,477,142
28-fev-17	122,700,000	176,930,166	176,930,166
31-mar-17	122,700,000	178,502,696	178,502,696
30-abr-17	122,700,000	179,706,170	179,706,170
31-mai-17	122,700,000	181,097,822	181,097,822
30-jun-17	122,700,000	182,148,261	182,148,261
31-jul-17	122,700,000	183,113,156	183,113,156
31-ago-17	122,700,000	184,623,021	184,623,021
30-set-17	122,700,000	185,891,822	185,891,822
18-out-17	122,700,000	167,637,354	167,637,354
30-nov-17	122,700,000	169,444,787	169,444,787
31-dez-17	122,700,000	170,915,785	170,915,785
31-jan-18	122,700,000	172,535,485	172,535,485
28-fev-18	122,700,000	173,802,060	173,802,060
31-mar-18	122,700,000	175,137,393	175,137,393
30-abr-18	122,700,000	176,345,456	176,345,456
31-mai-18	122,700,000	177,843,672	177,843,672
30-jun-18	122,700,000	180,219,695	180,219,695
31-jul-18	122,700,000	182,613,512	182,613,512
31-ago-18	122,700,000	183,922,509	183,922,509
30-set-18	122,700,000	185,146,203	185,146,203
15-out-18	122,700,000	167,187,636	167,187,636
30-nov-18	122,700,000	169,140,982	169,140,982
31-dez-18	122,700,000	169,970,235	169,970,235
31-jan-19	122,700,000	171,347,954	171,347,954
28-fev-19	122,700,000	172,865,141	172,865,141
31-mar-19	122,700,000	174,705,238	174,705,238
30-abr-19	122,700,000	176,841,760	176,841,760
31-mai-19	122,700,000	178,477,507	178,477,507
28-jun-19	122,700,000	179,465,586	179,465,586
31-jul-19	122,700,000	180,718,917	180,718,917
30-ago-19	122,700,000	182,014,099	182,014,099
30-set-19	122,700,000	183,058,898	183,058,898
15-out-19	122,700,000	163,342,979	163,342,979
29-nov-19	122,700,000	165,277,149	165,277,149
31-dez-19	122,700,000	167,596,074	167,596,074
31-jan-20	122,700,000	169,661,067	169,661,067
28-fev-20	122,700,000	170,800,153	170,800,153
31-mar-20	122,700,000	172,073,173	172,073,173
30-abr-20	122,700,000	172,746,969	172,746,969
29-mai-20	122,700,000	173,038,578	173,038,578
30-jun-20	122,700,000	173,870,193	173,870,193
31-jul-20	122,700,000	175,472,289	175,472,289
31-ago-20	122,700,000	176,932,798	176,932,798
30-set-20	122,700,000	178,690,151	178,690,151
15-out-20	122,700,000	158,864,378	158,864,378
30-nov-20	122,700,000	162,230,080	162,230,080

31-dez-20	122,700,000	165,029,962	165,029,962
31-jan-21	122,700,000	167,152,006	167,152,006
28-fev-21	122,700,000	168,744,497	168,744,497
31-mar-21	122,700,000	171,452,565	171,452,565
30-abr-21	122,700,000	173,331,245	173,331,245
31-mai-21	122,700,000	175,296,988	175,296,988
30-jun-21	122,700,000	177,453,619	177,453,619
31-jul-21	122,700,000	179,757,623	179,757,623
31-ago-21	122,700,000	182,282,803	182,282,803
30-set-21	122,700,000	185,385,350	185,385,350
15-out-21	122,700,000	165,163,320	165,163,320
30-nov-21	122,700,000	168,086,232	168,086,232
31-dez-21	122,700,000	170,348,649	170,348,649
31-jan-22	122,700,000	172,412,700	172,412,700
28-fev-22	122,700,000	174,439,501	174,439,501
31-mar-22	122,700,000	177,694,175	177,694,175
30-abr-22	122,700,000	181,003,135	181,003,135
31-mai-22	122,700,000	183,708,985	183,708,985
30-jun-22	122,700,000	185,644,948	185,644,948
31-jul-22	122,700,000	186,661,536	186,661,536
31-ago-22	122,700,000	186,743,861	186,743,861
30-set-22	122,700,000	187,086,624	187,086,624

CRI

	Saldo Devedor Inicial	Atualização do Saldo	Pagamento de Juros	Pagamento de Principal	Saldo Devedor Final
15-out-13	122,700,000	-	-	-	122,700,000
30-nov-13	122,700,000	2,086,472	-	-	124,786,472
31-dez-13	124,786,472	1,558,830	-	-	126,345,303
31-jan-14	126,345,303	1,665,752	-	-	128,011,054
28-fev-14	128,011,054	1,442,190	-	-	129,453,245
31-mar-14	129,453,245	1,652,348	-	-	131,105,592
30-abr-14	131,105,592	1,729,180	-	-	132,834,772
31-mai-14	132,834,772	1,559,855	-	-	134,394,628
30-jun-14	134,394,628	1,183,498	-	-	135,578,125
31-jul-14	135,578,125	1,111,146	-	-	136,689,271
31-ago-14	136,689,271	962,029	-	-	137,651,300
30-set-14	137,651,300	1,304,302	-	-	138,955,601
15-out-14	138,955,601	790,138	-	-	139,745,739
30-nov-14	139,745,739	2,143,056	-	-	141,888,795
31-dez-14	141,888,795	1,714,746	-	-	143,603,541
31-jan-15	143,603,541	2,327,545	-	-	145,931,086
28-fev-15	145,931,086	2,297,141	-	-	148,228,228
31-mar-15	148,228,228	2,844,064	-	-	151,072,292
30-abr-15	151,072,292	2,271,689	-	-	153,343,981
31-mai-15	153,343,981	1,908,031	-	-	155,252,012
30-jun-15	155,252,012	2,034,685	-	-	157,286,698
31-jul-15	157,286,698	2,069,742	-	-	159,356,440
31-ago-15	159,356,440	1,513,673	-	-	160,870,112
30-set-15	160,870,112	1,506,154	-	-	162,376,266
15-out-15	162,376,266	836,039	-	-	163,212,305
30-nov-15	163,212,305	3,450,656	-	-	166,662,961
31-dez-15	166,662,961	2,675,318	-	-	169,338,279
31-jan-16	169,338,279	2,947,242	-	-	172,285,520
29-fev-16	172,285,520	2,465,304	-	-	174,750,825
31-mar-16	174,750,825	2,197,194	-	-	176,948,018
30-abr-16	176,948,018	1,883,107	-	-	178,831,125
31-mai-16	178,831,125	2,137,733	-	-	180,968,858
30-jun-16	180,968,858	2,088,161	-	-	183,057,018
31-jul-16	183,057,018	1,862,042	-	-	184,919,061
31-ago-16	184,919,061	1,955,921	-	-	186,874,981
30-set-16	186,874,981	1,465,995	-	-	188,340,976
15-out-16	188,340,976	501,010	-	11,802,657	170,527,738

30-nov-16	170,527,738	1,966,085	-	-	172,493,823
31-dez-16	172,493,823	1,470,685	-	-	173,964,509
31-jan-17	173,964,509	1,512,634	-	-	175,477,142
28-fev-17	175,477,142	1,453,024	-	-	176,930,166
31-mar-17	176,930,166	1,572,530	-	-	178,502,696
30-abr-17	178,502,696	1,203,474	-	-	179,706,170
31-mai-17	179,706,170	1,391,652	-	-	181,097,822
30-jun-17	181,097,822	1,050,438	-	-	182,148,261
31-jul-17	182,148,261	964,896	-	-	183,113,156
31-ago-17	183,113,156	1,509,865	-	-	184,623,021
30-set-17	184,623,021	1,268,802	-	-	185,891,822
18-out-17	185,891,822	524,539	- 11,561,158	- 7,217,849	167,637,354
30-nov-17	167,637,354	1,807,433	-	-	169,444,787
31-dez-17	169,444,787	1,470,998	-	-	170,915,785
31-jan-18	170,915,785	1,619,699	-	-	172,535,485
28-fev-18	172,535,485	1,266,576	-	-	173,802,060
31-mar-18	173,802,060	1,335,333	-	-	175,137,393
30-abr-18	175,137,393	1,208,063	-	-	176,345,456
31-mai-18	176,345,456	1,498,216	-	-	177,843,672
30-jun-18	177,843,672	2,376,023	-	-	180,219,695
31-jul-18	180,219,695	2,393,818	-	-	182,613,512
31-ago-18	182,613,512	1,308,997	-	-	183,922,509
30-set-18	183,922,509	1,223,694	-	-	185,146,203
15-out-18	185,146,203	1,671,127	- 11,586,025	- 8,043,669	167,187,636
30-nov-18	167,187,636	1,953,346	-	-	169,140,982
31-dez-18	169,140,982	829,253	-	-	169,970,235
31-jan-19	169,970,235	1,377,718	-	-	171,347,954
28-fev-19	171,347,954	1,517,187	-	-	172,865,141
31-mar-19	172,865,141	1,840,097	-	-	174,705,238
30-abr-19	174,705,238	2,136,522	-	-	176,841,760
31-mai-19	176,841,760	1,635,747	-	-	178,477,507
28-jun-19	178,477,507	988,079	-	-	179,465,586
31-jul-19	179,465,586	1,253,331	-	-	180,718,917
30-ago-19	180,718,917	1,295,182	-	-	182,014,099
30-set-19	182,014,099	1,044,799	-	-	183,058,898
15-out-19	183,058,898	481,744	- 11,515,559	- 8,682,105	163,342,979
29-nov-19	163,342,979	1,934,170	-	-	165,277,149
31-dez-19	165,277,149	2,318,925	-	-	167,596,074
31-jan-20	167,596,074	2,064,993	-	-	169,661,067
28-fev-20	169,661,067	1,139,085	-	-	170,800,153
31-mar-20	170,800,153	1,273,020	-	-	172,073,173
30-abr-20	172,073,173	673,796	-	-	172,746,969
29-mai-20	172,746,969	291,609	-	-	173,038,578
30-jun-20	173,038,578	831,615	-	-	173,870,193
31-jul-20	173,870,193	1,602,097	-	-	175,472,289
31-ago-20	175,472,289	1,460,509	-	-	176,932,798
30-set-20	176,932,798	1,757,353	-	-	178,690,151
15-Oct-2020	178,690,151	1,005,154	- 11,230,987	- 9,599,940	158,864,378
30-Nov-2020	158,864,378	3,365,702	-	-	162,230,080
31-Dec-2020	162,230,080	2,799,882	-	-	165,029,962
31-Jan-2021	165,029,962	2,122,044	-	-	167,152,006
28-Feb-2021	167,152,006	1,592,491	-	-	168,744,497
31-Mar-2021	168,744,497	2,708,068	-	-	171,452,565
30-Apr-2021	171,452,565	1,878,680	-	-	173,331,245
31-May-2021	173,331,245	1,965,743	-	-	175,296,988
30-Jun-2021	175,296,988	2,156,631	-	-	177,453,619
31-Jul-2021	177,453,619	2,304,005	-	-	179,757,623
31-Aug-2021	179,757,623	2,525,180	-	-	182,282,803
30-Sep-2021	182,282,803	3,102,547	-	-	185,385,350
15-Oct-2021	185,385,350	2,743,316	- 11,676,185	- 11,289,161	165,163,320
30-Nov-2021	165,163,320	2,922,913	-	-	168,086,232
31-Dec-2021	168,086,232	2,262,417	-	-	170,348,649




31-Jan-2022	170,348,649	2,064,051	-	-	172,412,700
28-Feb-2022	172,412,700	2,026,801	-	-	174,439,501
31-Mar-2022	174,439,501	3,254,674	-	-	177,694,175
30-Apr-2022	177,694,175	3,308,960	-	-	181,003,135
31-May-2022	181,003,135	2,705,850	-	-	183,708,985
30-Jun-2022	183,708,985	1,935,962	-	-	185,644,948
31-Jul-2022	185,644,948	1,016,588	-	-	186,661,536
31-Aug-2022	186,661,536	82,325	-	-	186,743,861
30-Sep-2022	186,743,861	342,762	-	-	187,086,624

Reforço Inicial de Crédito

Informação Inicial – Série 2013-304

Montante Inicial- 2013-304	122,700,000.00	Índice de Referência	IPCA
Carência (meses)	36	Rendimento esperado	6.6941%
Prazo Total (meses)	216	Taxa	Pré-fixada
Vencimento Final	10/15/2031		
Moeda	BRL		

Partes da Transação

		Rating de Curto Prazo	Rating de Longo Prazo
Emissor	Brazilian Securities Cia de Securitização	RET	RET
Originadores / Cedentes	Petróleo Brasileiro S.A. – Petrobras	NA	AA(bra) 
Agente de Cobrança	Banco Itaú Unibanco S.A.	F1+(bra)	AAA(bra) 
Agente Fiduciário	Pentágono S.A. DTVM	NA	NA
Banco Arrecadador	Banco Itaú Unibanco S.A.	F1+(bra)	AAA(bra) 

NA – Não Avaliada.

RET – Retirada.

Perfil da Transação: A operação é lastreada por ela parcela F dos aluguéis devidos pela Petrobras em virtude da locação, nos termos de um contrato built-to-suit de um laboratório de fluidos em Macaé (RJ) e de um centro administrativo em Santos (SP). A atribuição do rating reflete a expectativa de pagamento integral do principal investido, corrigido pelo Índice Preços Consumo Agregado (IPCA), acrescido de juros de 6,6941% ao ano, até o vencimento final da transação, em 15 de outubro de 2031.